















# Year 1 – Spring 2 – Art – Pupil Knowledge Organiser



What do I already know?	What am I learning now?
<ul style="list-style-type: none"> <li>Drawing tools include: pencils, crayons, pastels, charcoal and chalk.</li> <li>Holding drawing tools correctly helps to improve control over my drawing.</li> <li>Artists use different types of lines, including: straight, curves, zigzag and wavy.</li> <li>Common shapes include: circles, squares, triangles and rectangles.</li> <li>Art can sometimes take a few tries until we are happy with it.</li> </ul>	<ol style="list-style-type: none"> <li>Who is Wassily Kandinsky?</li> <li>How did Wassily Kandinsky use colour?</li> <li>How did Wassily Kandinsky use shape and line?</li> <li>How can we use different drawing tools?</li> <li>Can I create a drawing influenced by Wassily Kandinsky?</li> </ol>

Significant People	Key Knowledge: Drawing	Key Vocabulary	
<p><b>Wassily Kandinsky</b></p>  <ul style="list-style-type: none"> <li>famous expressionist artist from Russia.</li> <li>had synaesthesia; he could hear colours and see sounds.</li> <li>was an important in our understanding of how colours make people feel.</li> </ul>	 <p>Patterns are made by repeating lines and/or shapes.</p> <p>There are many types of lines, such as:</p>  <p>Wavy: a line that moves up and down smoothly.</p> <p>Simple shapes can be found in everything:</p>  <p>Circle: a round shape with no corners.</p>  <p>Square: a shape with four equal sides.</p>  <p>Triangle: a shape with three sides.</p>  <p>Rectangle: like a square but two sides are longer.</p>	<p>drawing tools</p> <p>The items we use to draw: pencil, crayon, pastel, charcoal, chalk.</p> <p><b>line</b></p> <p>A mark made by a tool (straight, curved, zigzag, wavy).</p> <p><b>shape</b></p> <p>A flat area enclosed by lines (circle, square, triangle, rectangle).</p> <p><b>mark</b></p> <p>Any stroke made by a tool.</p> <p><b>pattern</b></p> <p>A repeated design of lines or shapes.</p> <p><b>repetition</b></p> <p>Using the same shapes and lines many times.</p> <p><b>observation</b></p> <p>Looking closely at objects.</p> <p><b>imagination</b></p> <p>Creating something from your mind.</p> <p><b>expressionism</b></p> <p>A type of art where you show how you feel rather than something from reality.</p> <p><b>emotion</b></p> <p>A feeling, like happiness, sadness, or anger.</p>	

Key Knowledge: Drawing Tools	
<p>Different drawing tools make different marks.</p>  <p>Pastels make soft, smudgy marks in bright colours.</p>  <p>Pencils make thin lines.</p>  <p>Crayons make smooth, solid marks.</p>  <p>Charcoal is soft and makes bold, dark lines.</p>  <p>Chalks make powdery marks.</p>	